





Country of Origin : China  
 Operating Temperature : 0~40 [°C]  
 Dimension : 72.5 x 34 x 45 [mm]  
 Efficiency level (ErP) :   
 Approvals / Marks :   



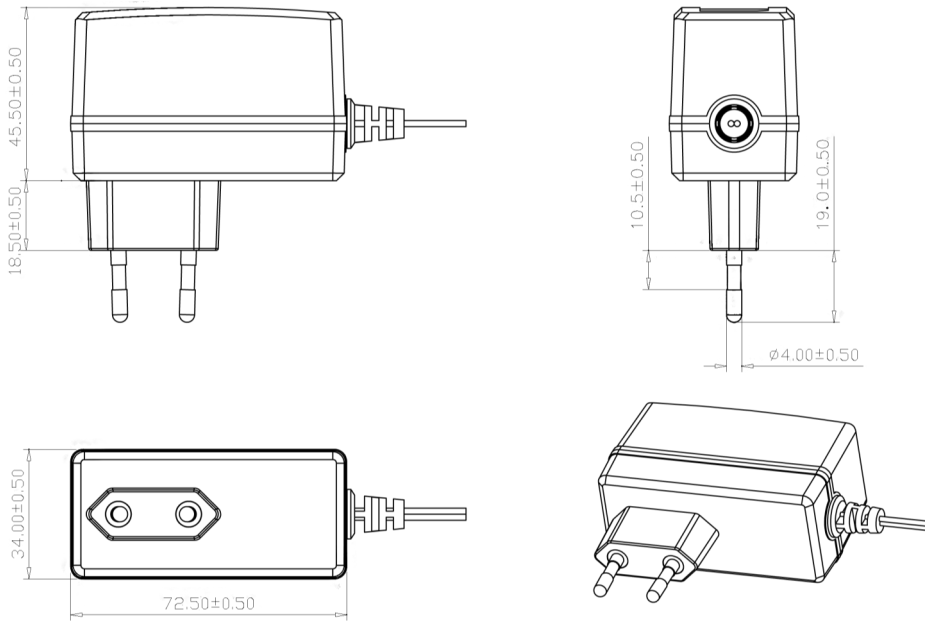
**Features:**

Wall-mount power supply, single output.	<b>PSU housing ready for use in country :</b>	
Overload, over voltage & short protection.	USA (type W2)	Europe (type W2E)
For I.T.E. use only + RoHS conform.	Australia (type W2A)	China (type W2C)
Wide range Input (90 ~ 264) VAC / (47 ~ 63) Hz.	UK (type W3U)	

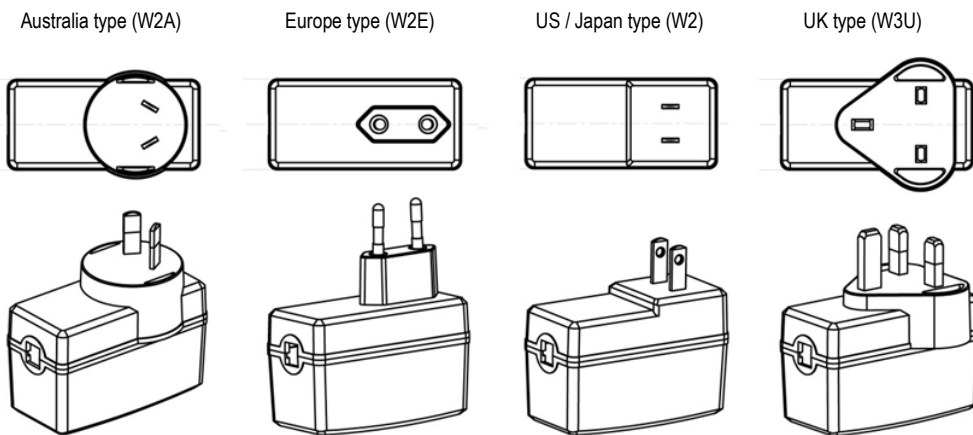
**Specification:**

	Model	Voltage DC [V]	Min. Load [A]	Max. Load [A]	Total regul. [%]	OCP [A]	OVP max [V]	Max. Power [W]	Eff. [%]	Ripple & Noise [mV] p-p	Connector UL approval [mm]
ErP V.	SYS1449-1505-Wxx	5	0	3	±5	3.4~7.0	9	15	>76	200	2.1x5.5x11
	SYS1449-1505-Wxx	5	0	3	±5	3.4~7.0	9	15	>76	200	Micro USB
	SYS1449-2005-Wxx	5	0	4	±5	4.4~8.0	9	20	>78	200	2.1x5.5x11
OEP Production	SYS1449-2005-Wxx	5	0	4	±5	4.4~8.0	9	20	>78	200	USB-C
OUTPUT	This model is certified for upon models only. Uout=5V / Pout=15W or 20W										
	Turn on delay	3000 ms max @ AC low line input@output full load									
	Hold up time	8ms min @ AC nominal input@ output full load (> half cycle)									
	Efficiency (Normal)	Minimum average efficiency in active mode									
	Transient response (dv, tmax)	1.2 dv max At AC nominal input loading from 50% load to max load or peak load. 12ms t max Dynamic rise time 10uS max , duty 40mS max , Dynamic load step is slew rate of 0.5A/uS									
	Overshoot / Undershoot (δV, δT)	more information will be provide on request									
INPUT	Burn in test	Full load 2 Hours									
	Voltage	(90 ~ 264)VAC									
	Frequency	(47 ~ 63) Hz									
	Current	0.5A rms @ AC low line input and DC output full load									
	Inrush Surge Current (cold start)	60A max @ At power supply cold start, ambient temperature 25°C@230Vac nominal AC input.									
	Leakage current	0.25 mA Max.									
PROTECTION	Power consumption	<0.3W rms max. At AC nominal input@output min load									
	Over Current / Short protection (OCP)	The power supply will self-protect any output to ground, And auto recovery when abnormal circuit faults remove. An output short circuit is defined as any output impedance of less than 0.1 ohms. Short current and over current can not exceed 8A max after 1 min. at nominal line input.									
	Over Voltage (OVP)	The power supply will not be auto recovered when faults remove >>Voltage limit<<									
	Input protection	1A Fuse - The power supply shall be protected against power line surges and any abnormal condition.									
	No load protection	The power supply is provided with no load operation to prevent the power supply and system from damage.									
OTHERS	Protection class	II.									
	Dielectric Strength (Hi-pot)	Primary to Secondary: 3000VAC / 10mA / 60s									
	M.T.B.F	500,000 Calculated Hours at 25°C, by Telcordia SR-332									
	Cable length and type	1500mm (5feet) round cable, 1185#18*1C+SHIELD or depends on customer requirements									
	PLD (power line disturbance)	LINE POWER SURGE   LINE VOLTAGE SAG – more information will be provide on request									
	Cooling method	By natural air									
	Housing material	PC or PPO									
ENVIRONMENT	Temperature coefficient:	< ±0.5% / °C									
	Temperature	Operating: (0 ~ 40)°C / Storage: (-20 ~ 85)°C									
	Humidity	Operating: 8% ~ 90% RH / Storage: 5% ~ 95% RH non condensing									
<b>SAFETY CE   GS   CB   FCC   cULus</b>											
CE	EMC	2014/30/EU									
	LVD	2014/35/EU EN 60950-1:2006+A11+A1+A12+A2									
WEIGHT	1pc	N.W.: 139g / pc   G.W.: 155g / pc									
		0.38(L) x 0.44(W) x 0.23(H) [m]									
PACKING	Box	80 pcs / 1box									
		N.W.: 11.2kg/box   G.W.: 13.4 kg/box									

**Mechanical case specification:**

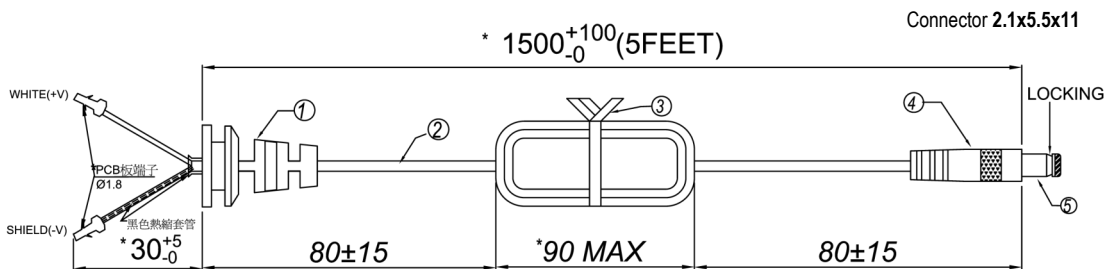


**Mechanical specification (country housing):**

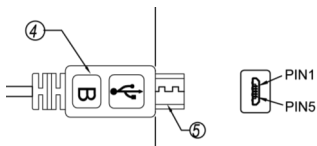


**Cable specification:**

1185#18\*1C+shield / 5FT (1500mm)



Connector Micro USB



Connector USB-C

