


Country of Origin : China
 Operating Temperature : 0~40 [°C]
 Dimension : 75 x 34 x 43 [mm]
 Efficiency level (ErP) : 



Approvals / Marks :



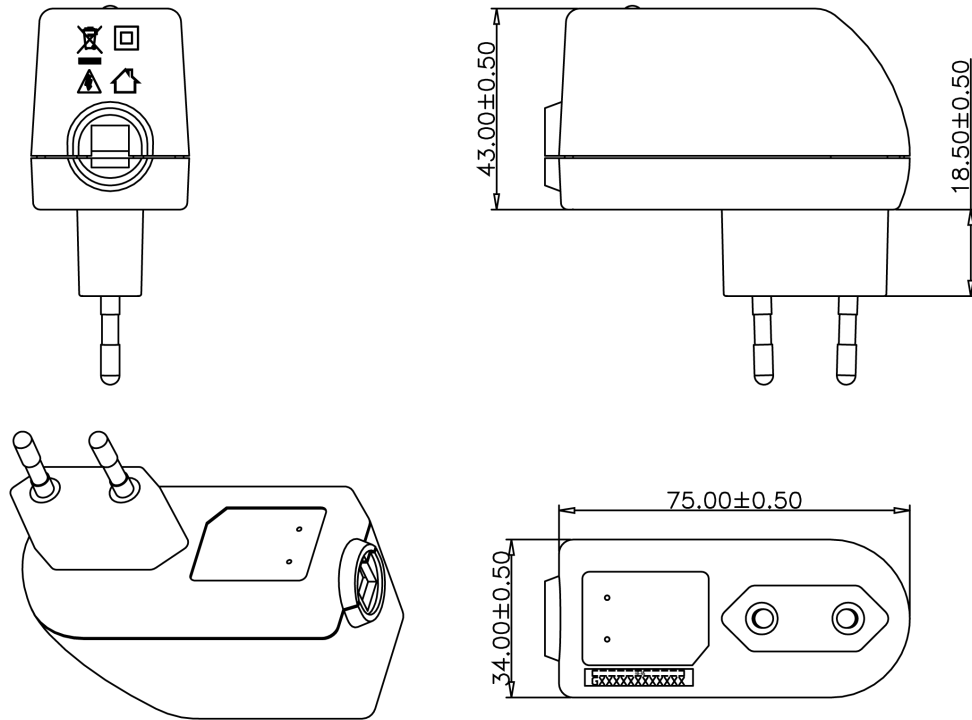
Features:

PWMIC electrical design.	For I.T.E. use only + RoHS conform.
Wide range Input (90 ~ 264) VAC / (47 ~ 63) Hz.	Over load, over voltage & short protection.
Output connector: standard: 2.1x5.5x11 or customer requirement.	
Available in versions: W2E(EU), W2(USA), W3U(UK), W2A (Australia), W2K(Korea), W2C (China).	

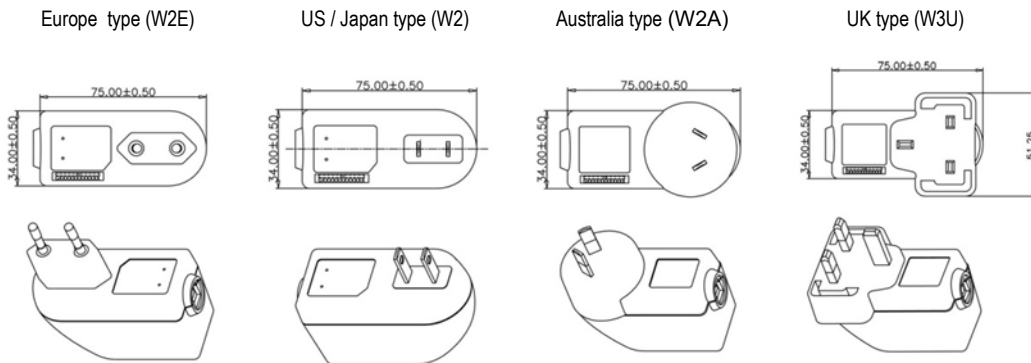
Specification:

	Model	Voltage DC [V]	Loading [A]	Tol. [%]	OCP [A]	OVP max [V]	Efficiency [%]	Max. Power [W]	Ripple & Noise [mV] p-p	Connector UL Approved [mm]
ErP V.	SYS1308-1808-Wxx	7.5	0~2.40	±5	3.0~5.5	16	>77.6	18	100	2.1x5.5x11
	SYS1308-1809-Wxx	9	0~2.00	±5	2.5~4.5	16	>77.6	18	100	2.1x5.5x11
	SYS1308-2412-Wxx	12	0~2.00	±5	3.5~5.5	16	>82	24	120	2.1x5.5x11
	SYS1308-2415-Wxx	15	0~1.60	±5	2.0~4.0	25	>82	24	150	2.1x5.5x11
	SYS1308-2418-Wxx	18	0~1.33	±5	2.0~4.0	25	>82	24	180	2.1x5.5x11
	SYS1308-2424-Wxx	24	0~1.00	±5	1.5~4.5	28	>82	24	240	2.1x5.5x11
ErP V. / CE only	SYS1308-2448-Wxx	48	0~0.50	±5	0.6~2.2	90	>82.1	24	480	2.1x5.5x11
Wxx	Possible to order with Wxx = W2E - Europe W2 - USA, Canada, Japan W3U - UK W2A - Australia W2K - Korea W2C - China									
OEM Production	This model is certified for Uout=(3,5,6,7,5,9,12,15,18,24,48)V and Pout=in steps(9,15,18,24)W									
INPUT	Voltage	(90 ~ 264)VAC								
	Frequency	(47 ~ 63)Hz								
	Current	1A rms@ AC low line input and DC output full load								
	Inrush Surge Current (cold start)	40/60Amax. @ power supply cold start, ambient temperature 25°C @115Vac/230Vac nominal AC input.								
	Leakage current	<0.25 mA @ 240VAC input								
PROTECTION	Over load	OCP	Fold back							
	Over Voltage	OVP	Voltage limiting							
	Short Circuit	Yes, Output to Ground, Auto recovery when fault has been removed. Short Current & Over Current can not exceed 8A max. after 1minute at nominal line input.								
	Protection class	II.								
	No Load Operation	Yes, to protect the power supply and system from damage								
OTHERS	Dielectric Strength	HI-POT B / IP-O/P (FG): 3KVAC / 10mA / 1 minute								
	Set up time	3000 ms max. @ AC low line Input & Output full load								
	Hold-up Time	10ms @ AC nominal Input and Output full load								
	MTBF Qualification	500,000 Calculated Hours at 25°C, by Telcordia SR-332								
	DC cable & connector	Standard length of the cable 1,8m & It depends on customer requirements and upon specifications								
	Efficiency (Normal)	>77.6% min. @ 240VAC input & Full load								
	Efficiency level	V								
	Power Consumption	Max. 0.3W @ AC nominal Input and Output min. load – ERP IV. / ERP V has <0.3W								
	Input Fuse	1A protected against power line surges and any abnormal conditions								
ENVIRONMENT	Temperature	Operating: (0 ~ 40)°C / Storage: (-20 ~ 85)°C								
	Humidity	Operating: (8 ~ 90)% RH / Storage: (5 ~ 95)% RH non condensing								
SAFETY CE GS CB cULus FCC CCC KC SAA RCM										
CE	EMC	2014/30/EU								
	LVD	2014/35/EU EN 60950-1:2006+A11+A1+A12+A2								
WEIGHT	1pc	N.W.: 150g / pc								
		0.48 x 0.26 x 0.44 [m]								
PACKING	Box	80pcs / 1box								
		G.W.: 16.8kg / box								

Mechanical case specification:



Mechanical specification (country housing):



Cable specification:

1185#20*1C + shield / 6FT (1830mm)

